

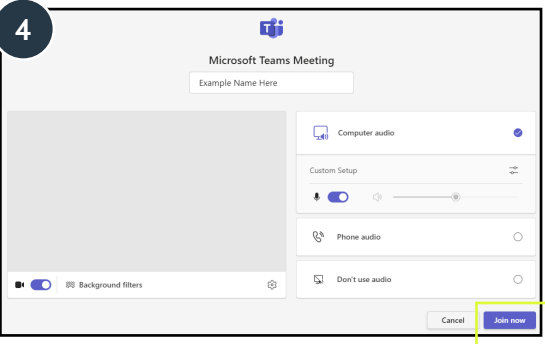
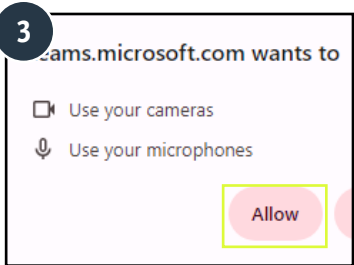
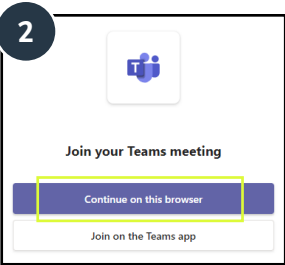
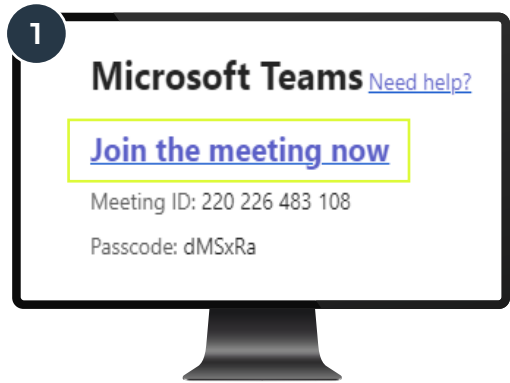
PREPARING FOR YOUR VIRTUAL INTERVIEW WITH BOOZ ALLEN HAMILTON



We look forward to getting to know you in a live video interview. We recommend finding a quiet location and calling in a few minutes prior to the start of your scheduled interview time. As part of the application process, you are expected to be on camera during interviews and assessments. We reserve the right to take your picture to verify your identity and prevent fraud.

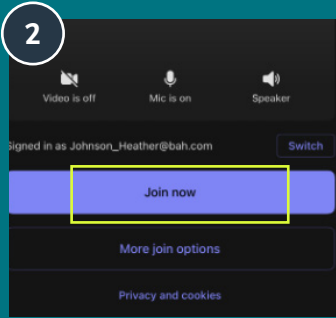
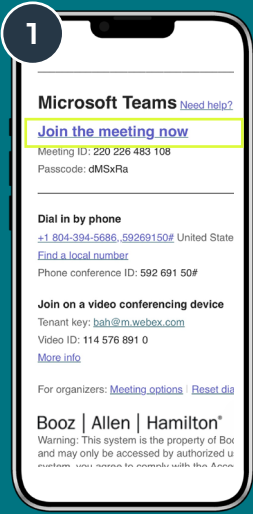
Ready to tell us how you’re going to change the world? Let’s begin: Here’s how to use video interviewing on your computer.

1. Open your Booz Allen email calendar invitation and click “Join the meeting now.”
2. You’ll see an option to “Continue on this browser” or “Join on the Teams app.” Select the “Continue on this browser” option to join the meeting.
3. Your browser may prompt you to **grant Microsoft Teams access** to your camera and microphone. Be sure to allow it so you’ll be seen and heard in your interview. *Note: The notification to grant video and audio access will vary by internet browser.*
4. Enter your name, select “Join now,” and **you’re ready to begin your interview.**
 - By default, your microphone and camera are turned on and highlighted in blue, if you granted Microsoft Teams access in step 3.



If you’re on the go, you can dial in from your Apple or Android phone. Here’s how to use video interviewing on your mobile device.

1. Open your Booz Allen email calendar invitation and click “Join the meeting now.”
 2. Next, click “Join now.”
 3. You’ll notice the video icon defaults to off. Be sure to tap the icon to turn video on.
- You’re ready to begin your interview.



HELPFUL RESOURCES

- Visit the Microsoft Teams [support page](#) for technical help.
- Contact your Recruiting Coordinator for more information!